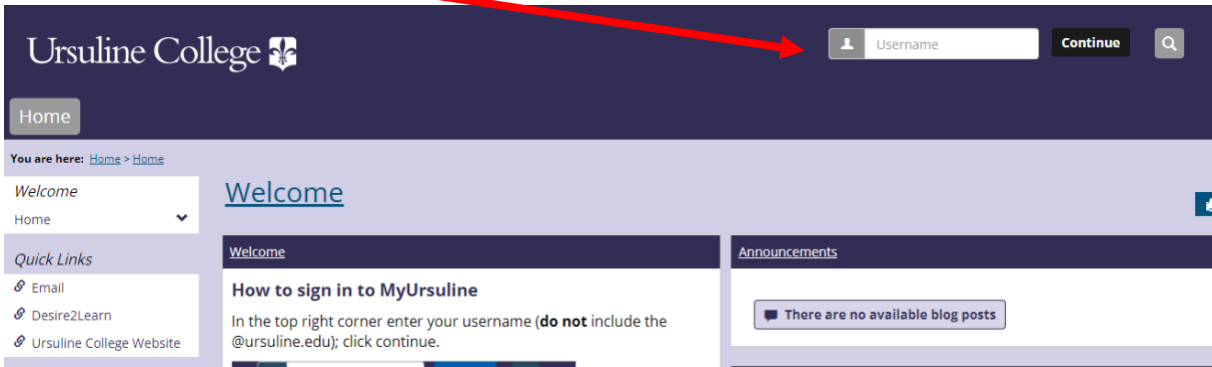
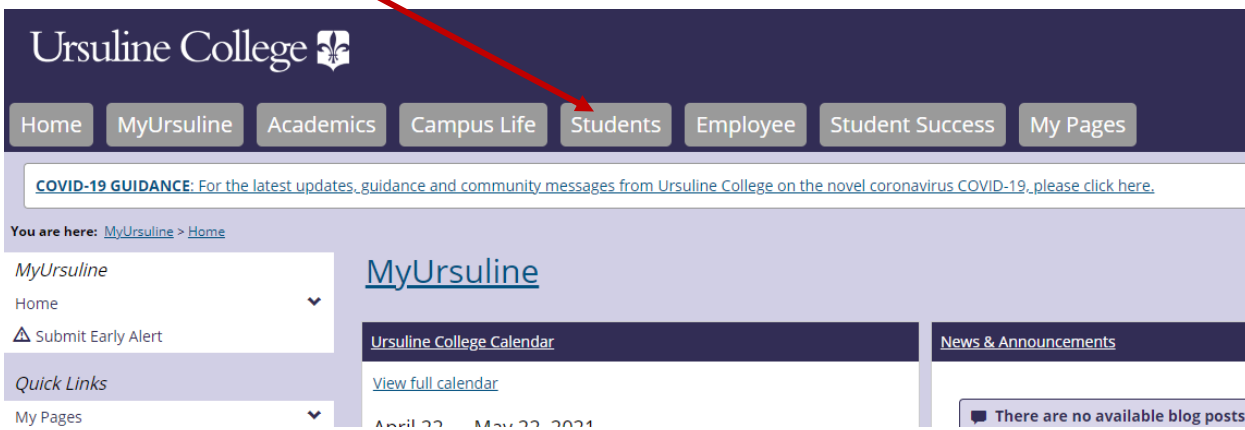


How to view recent activity on a student account


1. Go to My Ursuline at <https://my.ursuline.edu/ics>
2. Login on the upper right side of the screen.



3. Click on the Students tab.



4. Click on My Account



Continue to step 5.

5. Click on the link Go to CashNet to:

Ursuline College

Home MyUrsuline Academics Campus Life Students Employee

[COVID-19 GUIDANCE: For the latest updates, guidance and community messages from Ursuline College.](#)

You are here: [Students](#) > [My Account](#)

Students

- Students Home
- My Account
- Academic Advising
- Commencement
- Course Information
- Financial Aid
- International Students
- Library Services

My Account

My Account Info

CashNet

[Go to CashNet to:](#)

- [View/print your statement](#)
- [Make a payment \(A service fee of 2.75% is applied for all \(E-Check\) Payments.\)](#)
- [Set up an authorized user \(such as a parent\)](#)

6. The following screen will appear showing whether or not you have a balance. In this case the balance owed on the account is \$30.00. From this screen you can also view the last 30 days of activity on your account by clicking on View activity details or you can view past statements by clicking on View Statements.

Ursuline

Overview

Ab My Account

Ab Ann Britton
Ursuline College

Balance \$30

[View statements](#)

Summary	
Payment on Account	\$30.00
Balance	\$30.00

[View activity details](#)

[Make a payment](#)

End of instructions.