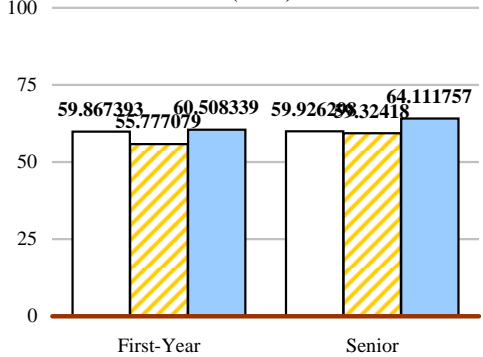


NSSE 2006 Benchmark Comparison With Highly Engaging Institutions Ursuline College

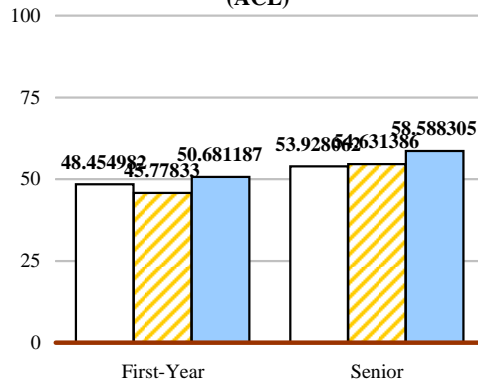
Ursuline compared with

	Ursuline <i>Mean</i> ^a	NSSE 2006 Top 50%			NSSE 2006 Top 10%		
		<i>Mean</i> ^a	<i>Sig</i> ^b	<i>Effect size</i> ^c	<i>Mean</i> ^a	<i>Sig</i> ^b	<i>Effect size</i> ^c
First-Year	LAC	59.9	55.8	*	.32	60.5	
	ACL	48.5	45.8			50.7	
	SFI	38.9	37.1			42.0	
	EEE	28.3	30.0			34.4	*** -0.47
	SCE	67.5	64.7			69.7	
Senior	LAC	59.9	59.3			64.1	
	ACL	53.9	54.6			58.6	
	SFI	48.9	48.2			56.9	
	EEE	38.6	46.6	*	-0.46	57.9	*** -1.21
	SCE	68.9	62.8			67.7	

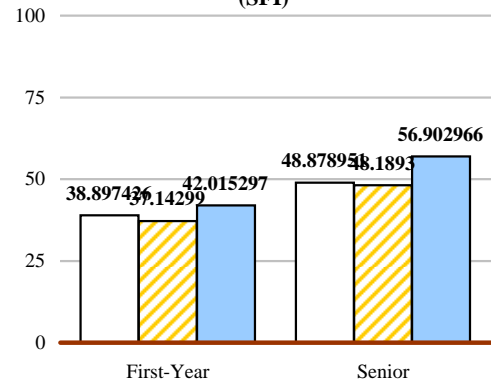
Level of Academic Challenge (LAC)



Active and Collaborative Learning (ACL)



Student-Faculty Interaction (SFI)

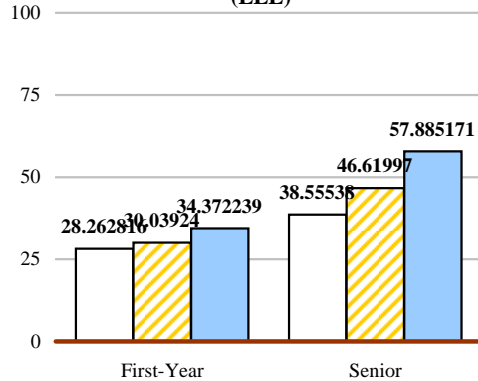


Legend

- Ursuline
- Top 50%
- Top 10%

This display compares your students with those attending schools that scored in the top 50% and top 10% of all NSSE 2006 U.S. institutions on the benchmark.

Enriching Educational Experiences (EEE)



Supportive Campus Environment (SCE)

