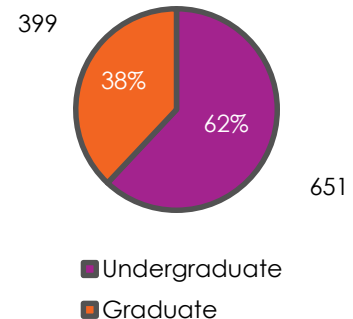


Fall 2019 Quick Stats

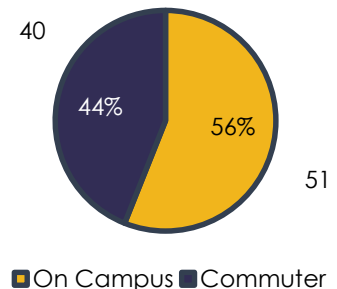
Fall Census Enrollment, Faculty & SFR

	Full-time		Part-time		Total
	Men	Women	Men	Women	
Undergraduate					
New First Time in College	1	90	-	-	91
New Traditional Transfers	4	32	-	1	37
New SDAP	4	28	-	1	33
New UCAP	1	3	1	20	25
Continuing	18	309	14	106	447
Degree-seeking sub-total	28	462	15	128	633
All other undergraduates	-	1	1	16	18
Undergraduate Total	28	463	16	144	651
Graduate					
New Students	2	13	8	71	94
Continuing	7	42	42	210	301
Non-degree-seeking	-	-	-	4	4
Graduate Total	9	55	50	285	399
Total Headcount	37	518	66	429	1,050
Full-time Equivalent Enrollment					712
Total Credit Hours					10,050
Faculty:	Full-time: 56	Part-time: 11	Adjunct: 111	178	
Full-time Equivalent Faculty					97
Student-Faculty Ratio					7:1

Undergraduate/Graduate Mix



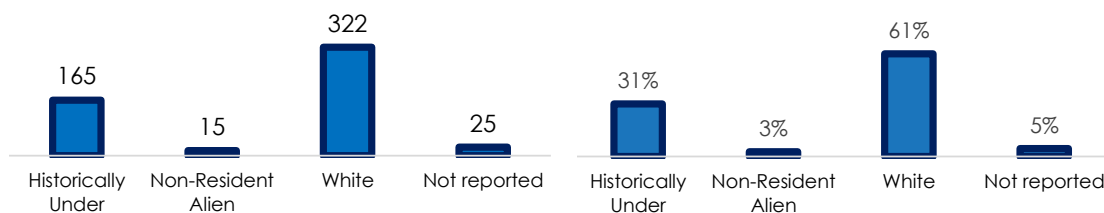
Residence of New First Time in College, N=91



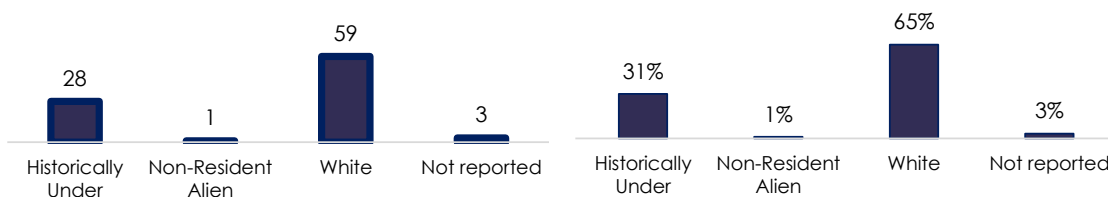
Campus Populations		
First-time in college students (FTIC)*	286	27%
Traditional transfer students*	150	14%
Second Degree Accelerated Nursing (SDAP)	91	9%
Adult Undergraduate Program (UCAP)	106	10%
Certificate-seekers (graduate)	55	5%
Master's degree-seeking	329	31%
Doctorate of Nursing Practice	11	1%
Non-certificate or degree seeking	22	2%
Total	1,050	100%

*Includes four (two each) readmitted students returning to the same major, one is male; UCAP has 12 readmits

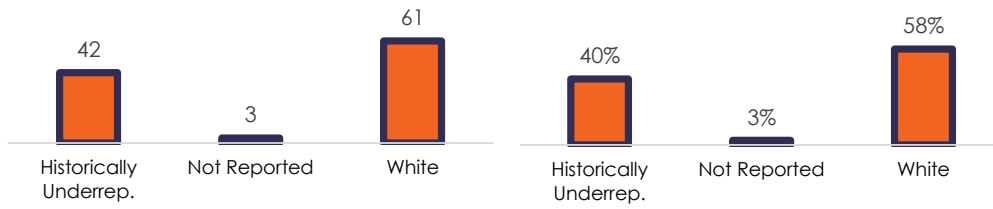
Race/Ethnicity, FFT and Traditional Transfer Students, N=436



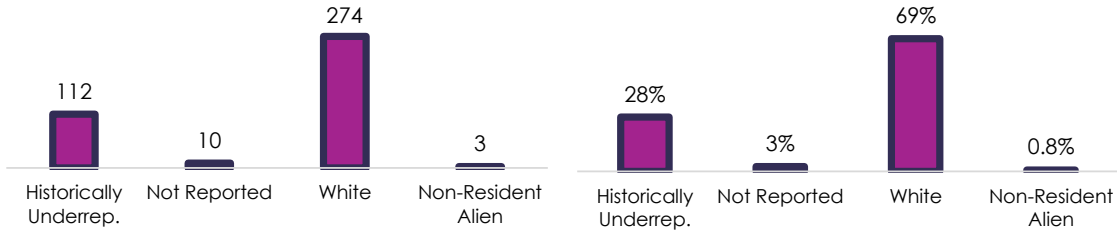
Race/Ethnicity, SDAP, N=91



Race/Ethnicity, UCAP, N=106



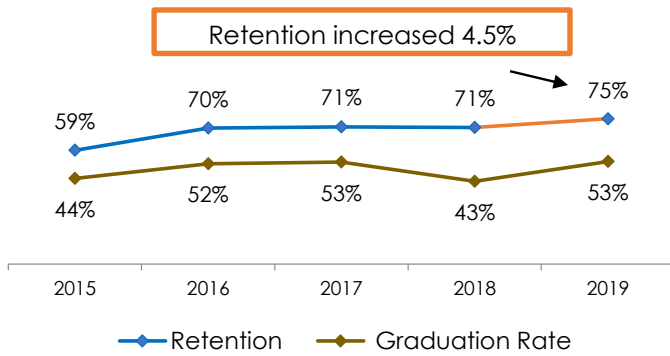
Race/Ethnicity, Graduate Students, N=399



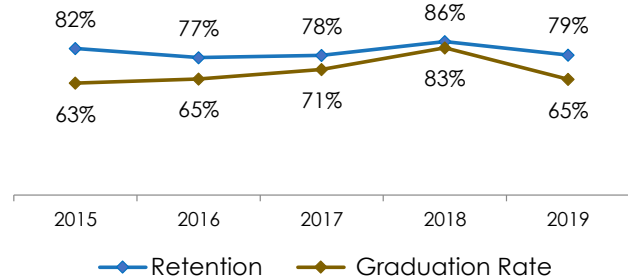
Fall-to-Fall Retention, 2015-2019

As a result of a 4.5% increase in retention in fall 2019 four additional students retained. Of those four, we project that two will graduate and two will retain an additional year thus increasing revenue by \$250,000.

First-time, Full-time Retention & Graduation



Transfer Retention & Graduation+

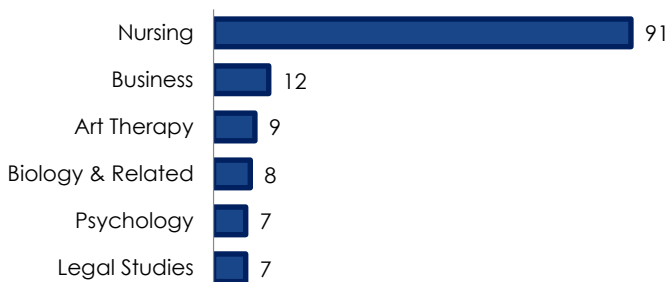


Additional revenue expected: **\$250,000**

+Represents six-year graduation rate; in 2018 there is one exclusion to the FTFT cohort. Transfer population represented is full and part-time traditional and second degree students.

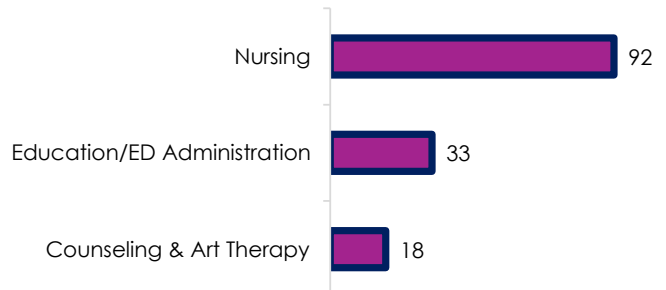
Awards Conferred, 2019

Top Five Bachelor's Degrees, Number



Total number of bachelor's degrees: 165

Top Three Graduate Degrees Awarded



Total number of graduate awards: 170